



# 6300 VEHICULAR SWING GATE OPERATOR




pad mount



post mount



**entrapment**  
prevention system  
reverses gate on contact



**smooth operation**  
no slamming when gate closes



**arm joint cover**  
helps eliminate pinch points



**unique design**  
simplifies installation and  
provides easy access to all  
internal parts

- Electronic magnetic limits eliminate old style mechanical switches that can wear out, break or fail
- Automatic self-setting limits mean no limit switch adjustments – ever
- Safety – built-in mechanical and electronic reverse system
- Advanced microprocessor control board features programming switches to set the mode of operation required and has ports for DKS plug-in loop detectors to simplify wiring
- Polyurethane cover protects all critical components from the environment
- G90 galvanized steel frame prevents rusting
- Advanced “Stop-Reverse” action eliminates damage commonly found in instant reverse style operators
- Bi Parting Gate System - both operators run from a single control board for sequenced operation
- This operator meets or exceeds the requirements of the UL 325 and UL 991 safety standards and is ETL Listed
- 5-year limited warranty

FEATURES

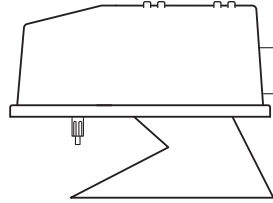
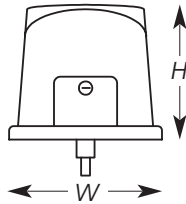
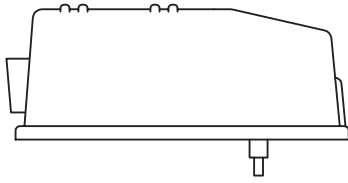
ACCESS CONTROL SOLUTIONS



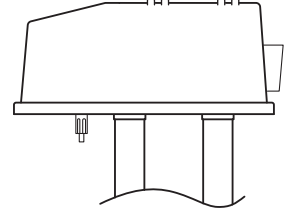


# 6300 VEHICULAR SWING GATE OPERATORS

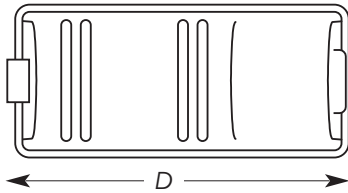
The DKS 6300 swing gate operator is designed for residential, commercial, and industrial applications for both single and dual-leaf gates. The unique design of this operator allows the gate arm to rotate from underneath the operator, creating an aesthetically pleasing installation and allowing the arm to attach to the bottom rail of the gate, where it is virtually unseen from outside the gate. This important feature does not require any unsightly cross bars to be welded to the gate, and the bottom rail is one of the strongest points on the gate. These operators are designed to be pad or post mounted to meet almost any installation requirement.



Pad mount adds 11" (279mm) to Height dimension.



Post mount operator Height is adjustable by the installer.



**6300 1/2 & 1 HP**  
with Convenience Open package.  
16.5" W x 13.5" H x 31" D  
419mm W x 343mm H x 787mm D

## 6300 1/2 HP Specs

Class of operation	Max Gate Length *	Max Gate Weight *	HP	Power	Convenience Open Package
I, II, III, IV	18 Ft 5.5 m	700 Lbs. 317.5 kg	1/2 HP 60 cycles/hr continuous duty	115 VAC, 60 Hz, 5.4A 230 VAC, 60 Hz, 2.7A** 460 VAC, 60 Hz, 1.4A**	Optional factory installed DC powered drive system provides an automatic method to open a gate when primary (AC) power fails

## 6300 1 HP Specs

Class of operation	Max Gate Length *	Max Gate Weight *	HP	Power	Convenience Open Package
I, II, III, IV	22 Ft 6.7 m	800 Lbs. 362 kg	1 HP 60 cycles/hr continuous duty	115 VAC, 60 Hz, 7.0A 230 VAC, 60 Hz, 3.5A** 460 VAC, 60 Hz, 1.8A**	Optional factory installed DC powered drive system provides an automatic method to open a gate when primary (AC) power fails

\*Assumes gate and hardware to be in good condition and swinging in a level plane  
\*\* These operators use a step-down transformer, to achieve 115 VAC operating voltage.

## General Specs

**Mechanical**  
Primary Reduction: Pulley/belt driving a worm gear  
Speed: Rotates gate 90° in approximately 16-18 seconds  
Frame: G90 galvanized steel to prevent rusting  
Arm: Articulating arms to allow mechanical slow start / slow stop  
Mounting: Pad or post mount – specify which when ordering

**Manual Release**  
Keyed padlock provided  
Clutch can be back-driven to allow fail-safe release

**Safety Standards**  
Complies with the UL 325 and UL 991 safety standards  
ETL listed

**Advanced Features**  
Automatic limit adjustment  
Auto-close timer 1-23 seconds  
Gate overlap feature for bi-parting gate operation  
Includes primary and built-in secondary entrapment prevention system  
Tamper protect feature  
Built-in On/Off switch  
Built-in alarm reset switch  
Selectable shadow / reverse loop function  
Magnetic lock output  
Two 115 VAC convenience outlets for accessory transformers  
Ports for plug-in open and reverse loop detectors. DKS plug-in detectors only.  
Gate Tacker reporting output provides operator data to access control system (DKS systems with card access only)

**Operating Temp**  
10°F to 115°F  
-12°C to 46°C  
Heater kit recommended for colder environments

**Shipping Weight**  
Approximately 120-160 lbs (54-73 kg)  
Depending on model and options selected.

**Warranty**  
5-year limited factory warranty

Distributed by:

**DOORKING, INC.**  
120 Glasgow Avenue, Inglewood, California 90301 U.S.A. Tel: 310-645-0023 FAX: 310-641-1586 www.doorking.com  
© 2006 All Rights Reserved. Product specifications may change without notice. Rev. 4/06

